

HOME ENTHUSIAST

DO IT YOURSELF AND LIGHT-DUTY COMMERCIAL SERVICE

Challenger's CL4P7 7,000 lb. capacity and CL4P9 9,000 lb. capacity 4-post lift were designed with versatility in mind. From home enthusiast and commercial storage applications to light duty general service applications, these lifts compliment your service needs and are loaded with real benefits. They are essential for the "do it yourself" home garage, providing the best of both worlds — store a vehicle up top and below with up to 80" of clearance when the lift is fully raised, or use this lift to service your vehicles.

CL4P9X

9,000 LB. CAPACITY

» Home/commercial
4-post lift

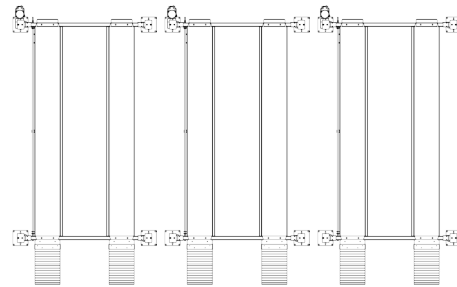


CL Challenger Lifts



STORAGE APPLICATION

It's the best of both worlds. Service your vehicles or store them up top. With 80" rise height, most full size vehicles are easily parked underneath for everyday use. Optional drip tray set completes the storage application, keeping any fluids from contacting the vehicle underneath.



Multiple unit storage lifts available with full CAD layout support

SERVICE APPLICATION

Professional grade quality with 80" high rise and multiple lock positions is perfect for light duty service up to 9,000 lb. capacity. Optional rolling jacks and jack trays provide quick tire and brake work access.

OPTIONAL ACCESSORIES




RJ4.5
4,500 lb. capacity
rolling jack

RJ04-PK
Air/hydraulic pump kit.



CL4P9DTP
Plastic drip tray set (set of 4)



CL4P9DT
Drip tray set (set of 3)




CL4P9JT
4,500 lb. capacity jack tray

STORAGE/LIGHT DUTY SERVICE LIFT


Challenger's 7,000 lb. capacity CL4P7 and 9,000 lb. capacity CL4P9S, CL4P9X and CL4P9W are perfect for home garage, commercial storage and light-duty general service applications. Bolt it down or leave it free standing to relocate it anywhere. Extended length and width models provide unlimited options for the DIY enthusiast. With optional rolling jacks, ramp upgrades, oil drain pans and other accessories, you'll be able to accommodate just about anything that comes in your garage and afford room to grow with its reasonable cost. Available in black only.

MULTIPLE POWER UNIT LOCATIONS

The power unit can be placed either on the front column of the drivers side or the back column of the passenger side of the lift. This provides convenient power control accessibility and versatility for any garage layout.



CL4P9SR
Bolt-on steel and hinged approach ramps with wheel stop



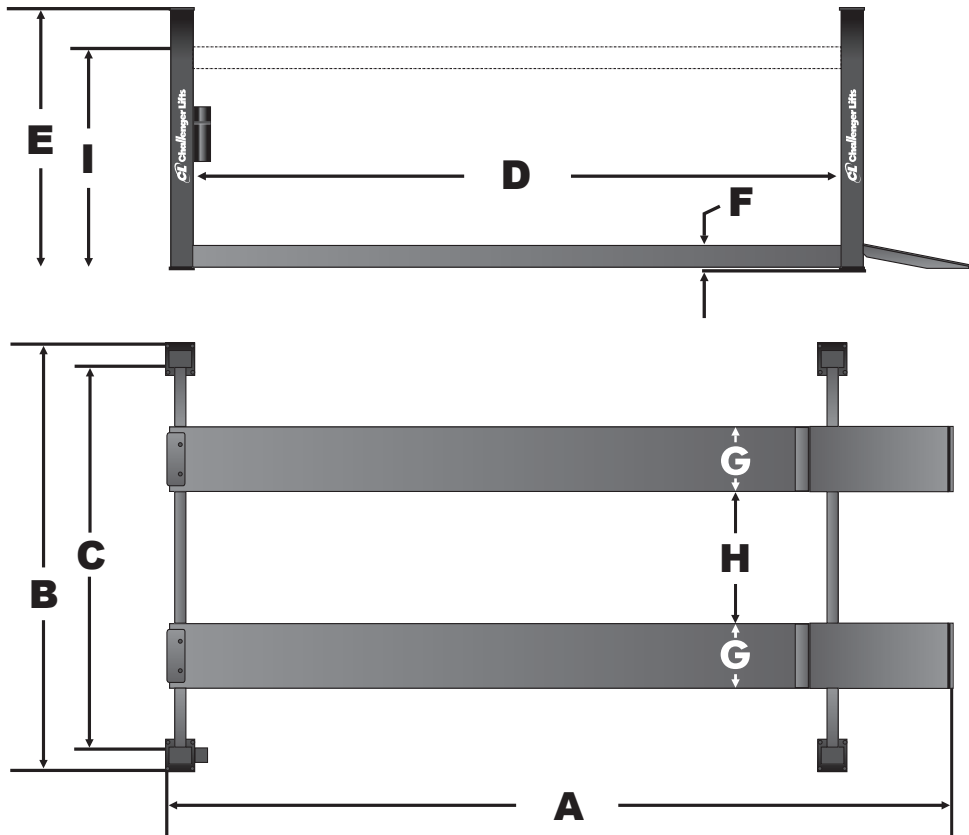
CL4P9ER
50" extended aluminum ramps



CL4P9CS
Caster set (set of 4)

FEATURES & BENEFITS

- » Heavy-duty commercial grade design with rigid formed columns and runways for superior strength and dependability, yet light enough to move around the garage (with optional caster set)
- » 115v standard plug-in power unit with optional 220v version available
- » Versatile design allows it to be either free standing or bolted to the floor
- » Built-in runway rail system accommodates optional rolling jacks, jack trays, drip trays and storage platforms
- » Single hydraulic cylinder protected underneath runway
- » Large molecular composite slider blocks for minimal wear and maximum dependability



Model	CL4P7	CL4P9S	CL4P9X	CL4P9W
Lifting Capacity	7,000 lbs.		9,000 lbs.	
A Overall Length	16' 3.5"	17' 5.5"		19' 5.5"
B Overall Width	8' 4.5"		9' 4.25"	10' 7.25"
C Inside Columns	92.125"		95"	110"
D Between Columns	147.5"	160.5"		184.75"
E Height of Columns	6' 7.5"	7' 0.5"		8' 0.5"
F Height of Runways	5.75"		7"	
G Width of Runways			20"	
H Width Between Runways			38"	
I Rise Height	68.125"	73.25"		85.5"
Max. Wheelbase*	141.5"	155"		179"
Cross beam Clearance Height ¹	63"	68"		80"
Motor / Voltage ²		1HP, 115v / 2HP, 220v		
Speed of Rise		120 s (115v) / 60 s (220v)		
Min. Recommended Bay Size	10' x 20'		11' x 22'	14' x 22'

* Maximum wheelbase is based on a tire diameter of 30" ¹ Height to bottom of cross beam measured with lift sitting in highest lock position ² Optional 220v power for 60 second rise time available. Must be specified at time of order. Available in black only.

For more information, contact your Authorized Challenger Lifts Distributor:

800-648-5438 | 502-625-0700 | Fax: 502-625-0711 | Email: sales@challengerylfts.com
2311 South Park Road | Louisville, KY 40219

