

Premium International Products Sourced Globally to Fit Your Needs Locally

Model G-112 & G-122



**Model G-112
Swing Arm Style**



**Model G-122
Pneumatic Tilt
Tower style**



Work Horse Performance At An Economy Price!

www.ServiceEquip.com | 800-497-0009

Model G-112 - Swing Arm style for Passenger Cars and Lt Trucks *Ideal for Light to Medium Volume Shops*



Model G-112HP with left side mounted pneumatic bead assist



HIGH PERFORMANCE

Model G-122 Pneumatic Tilt Tower

*Ideal for
Medium to
Heavy Shops*



Telescopic horizontal arm easily slides for fast set-up against rim. Mount/demount head automatically locks and recesses away from the rim for safe scratch free changing.




Twin clamping cylinders provide superior clamping pressure for inside-out or outside-in clamping dependent on your preferred procedure.



Shown Model
G-122HP
with pneumatic
bead assist tool

Side mounted bead breaker fitted with scratch proof coating is driven by stainless steel pneumatic cylinders for years of trouble free operation



Optional Accessories



801262417
Plastic clamp for soft line rims



801250309
Plastic mounting tool with adapter



8-11100036
Motorcycle wheel clamp adapters



801435685
Plastic clamp for Standard rims

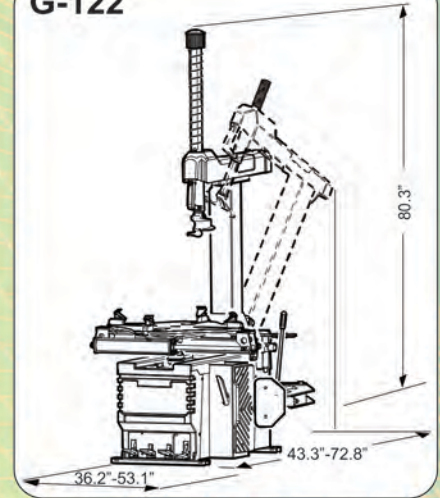


8-11100041
4" extensions increase
max diameter by 4"




8-11100051
Quick Release adapter
for 8-01250309
polymer mounting head

G-122



G-112



Specifications

	Model G-112	Model G-122
Power Supply	115V 60Hz	115V 60 Hz
Inside Clamping capacity (dia)	12" to 24"	12" to 24"
Outside clamping capacity (dia)	10" to 22"	10" to 22"
Bead breaking force	2697 ft/lbs	2697 ft/lbs
Bead breaker opening	15.5"	15.5"
Max tire diameter	44.5"	44.5"
Max wheel width	14"	14"
Working pressure	100-145 psi	100-145 psi
Turntable rotation speed	6 rpm	6 rpm
Shipping weight	603 lbs	640 lbs



Local Global Distributor